

Project: Nstein

Deliverable: Featured Promo Modules v0.1

March 5, 2009

Author: Matt Glass

## Featured Promo Modules

### Promo Module I (Homepage)

Manually created paginated module. Programmed for homepage audience, also duplicated at the bottom of articles.

The diagram shows a horizontal module with the following elements:

- 1. Module Title:** Located at the top left.
- 2. Thumbnail image:** A square image placeholder on the left of the first content unit.
- 3. Editor created text link or linked image:** A line of text with a link, positioned above the main text of the first unit.
- 4. Editor created teaser text:** Four lines of text below the link in the first unit.
- 5. Pagination status:** Text indicating the current view, e.g., "Showing: #-# of #".
- 6. Module pagination controls:** Two arrow buttons for navigating between views.

1. Module title. HTML text or image.
2. Thumbnail image 64 by 64px.  
Optional border treatment controlled through CSS.  
Linked to same URL as the #3.
3. Editor created text link or linked image.
4. Editor created teaser text.  
Ability for editor to add sub link within teaser text.  
Items 3 & 4 should not increase the height of this module. Editor needs to be tailor link and text to fit this space as best as possible.
5. Pagination status.  
Text changes to reflect current selected view. (e.g. 1-3 of 9, 4-6 of 9 and so on.)
6. Module pagination controls.  
User can navigate forwards and backwards through pagination cycle.  
Module paginates three units at a time, regardless of how many units are occupied (see examples for further explanation.)

## Dummy Content Examples

This example shows a module titled "Inside SFGate" with three units. The first unit has a thumbnail and text: "Watchmen Delivers Movie strings together great scenes. Mick LaSalle." The second unit has a thumbnail and text: "Daily Dish! 'Voluptuous Biker Babes' bows down to Russ Meyer's classic." The third unit has a thumbnail and text: "Player Traded For Bats' Tragic End Former Giants prospect accidentally dies of drug OD." The pagination status is "Showing: 1-3 of 8" with navigation arrows.


This example shows a module titled "Inside SFGate" with three units. The first unit has a thumbnail and text: "Vogue Place To Be Celebs flock to show of images from 80 years of the mag. Photo gallery." The second unit has a thumbnail and text: "Milk That Oscar Sean Penn lends support to new effort for a state Harvey Milk Day." The third unit has a thumbnail and text: "Ode To The Angry Conservatism let you down? Obama nothing more than Bush II? Poor thing." The pagination status is "Showing: 4-6 of 8" with navigation arrows.

This example shows a module titled "Inside SFGate" with two units. The first unit has a thumbnail and text: "End Of Stacey's Reading marks end of store's 85 years in San Francisco." The second unit has a thumbnail and text: "Beat-Down Central Jon Stewart does a can't miss 7-minute slam of CNBC. (With video)" The pagination status is "Showing: 7-8 of 8" with navigation arrows.

## Promo Module 2



Manually created feature module.


**Module Title** 1

 2

[Link link link link](#) 3

Text Text Text Text Text Text Text  
Text Text Text Text Text Text Text  
Text Text

 Associated asset  asset 5


- [Link](#) |  [Link link](#) | [Link link link](#)
- [Link link link link link link link link link link](#) 6
- [Link link link](#) | [link link link link](#)

7 [Link link link](#)

1. Optional module title, link optional. HTML text or image.
2. Optional thumbnail image 64 by 64px.  
Optional border treatment controlled through CSS.  
Linked to same URL as the #3.
3. Editor created text link or linked image.
4. Editor created teaser text.  
Ability for editor to add sub link within teaser text.
5. Optional editor selected associated assets.  
Assets explicitly related to #3.  
Editor can select which assets (icons are pulled in automatically) but item is only displayed if the actual asset exists (see centerpiece wireframe for list of supported assets.)
6. Optional related links.  
Optional bullet at the beginning of each row.  
Each row can be subdivided into separate links if needs be.  
Link delimiter to follow property specific look & feel.  
Optional icon can be associated with each link, also linked to associated link URL.

## Dummy Content Examples

**Technology**




**App-a-day: text on iPhone**  
This app is hands down my favorite app for the iPhone. Looking for a kindle, why?  
[More CNet Reviews >](#)



**Daily Dish!**  
"Voluptuous Biker Babes" bows down to Russ Meyer's classic.

**Real Estate**



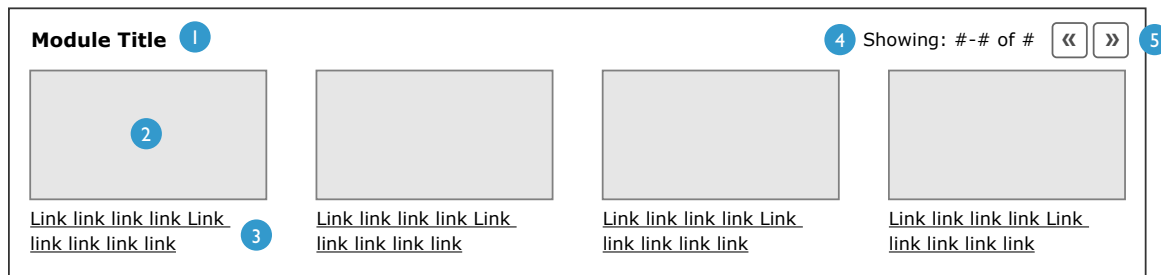
**House foreclosures**  
For sale the remains of an American success story gone horribly wrong. A peaceful cul-de-sac in hell.

- [Bankruptcy home loan bill passes House](#)
- [Q&A on bankruptcy mortgage rewrites](#)
- [Mortgage woes break records again in 4Q](#)
- [Report puts 20% of mortgages underwater](#)
- [Recent Bay Area home sales](#)

[More Real Estate News >](#)

## Featured Galleries Promo

Manually created paginated module.



1. Module title. HTML text or image.
2. Thumbnail image 132 by 72px.  
Optional border treatment controlled through CSS.  
Linked to same URL as the #3.
3. Editor created text link or linked image.
4. Pagination status.  
Text changes to reflect current selected view. (e.g. 1-3 of 9, 4-6 of 9 and so on.)
5. Module pagination controls.  
User can navigate forwards and backwards through pagination cycle.  
Module paginates four units at a time, regardless of how many units are occupied.